

NANO LASERPEEL™

Smoother, younger-looking skin with one easy treatment...

Nothing shows age like our skin. If your skin looks dull and tired, you may be considering (or already doing) treatments like a chemical peel or microdermabrasion. These are treatments that use chemicals or abrasive materials to remove the top layer of the skin promoting new skin to grow from underneath.



But the NanoLaserPeel from Sciton can do much more. It uses light energy to instantly remove the top layers of the skin at a depth that also accelerates the skin's own renewal process by activating special messenger cells. Microdermabrasion and chemical peels often don't get deep enough and other lasers leave a layer of heat-damaged cells that interrupt the ability of these messenger cells to communicate with deeper layers of skin. Only the NanoLaserPeel from Sciton has the precision to work at just the right depth, creating beautifully smooth, luminous skin.

Show up Friday, Show off Monday with the NanoLaserPeel!

- >> The "modern peel" — no more chemicals, harsh grinds, or long appointments
- >> Gentle laser peel instantly removes just the top layer of skin for beautiful results with just 1-2 days of downtime
- >> Reveal soft, silky skin and restore a fresh, youthful glow to your entire face
- >> Excellent complement to facial injectable procedures
- >> Fast and easy treatment.
- >> A terrific introduction to the benefits of laser resurfacing




Learn more at www.ScitonNLP.com

925 Commercial Street, Palo Alto, California 94303 • (888) 646-6999 • Sciton.com •  

©2014 Sciton, Inc. All rights reserved. Sciton is a registered trademark and NanoLaserPeel is a trademark of Sciton, Inc. Printed in USA. 2600-019-00 Rev A

Discover the benefits of Laser Resurfacing



NANO LASERPEEL™



Reveal Your Smooth
and Luminous Skin

Before & After
Results Inside!



Light up your skin with laser resurfacing...

The gentle power of light instantly removes dull layers of skin

Fast and easy procedure

- Forget about long appointments for chemical peels or microdermabrasion
- Five minutes and you're on your way

Minimal downtime

- Slight redness for just 1-2 days

Skin feels soft and super smooth

- Make-up goes on easily and blends flawlessly.

Great complement to facial injectable procedures

- If you get botulinum toxin or filler injections to smooth wrinkles around your eyes or mouth, indulge in a NanoLaserPeel to restore a fresh glow to your entire face.

Easy as 1, 2, 3

- Make your appointment on Friday
- Recover over the weekend
- Show off on Monday!



Photos Courtesy of Jason Pozner, MD, FACS



Photos Courtesy of J. David Holcomb, MD

Frequently Asked Questions...

What is NanoLaserPeel?

NanoLaserPeel removes a thin layer of damaged skin to improve texture and provide a more youthful appearance. It provides superior results because it can be administered with great precision of depth. The procedure is performed in your physician's office and can be custom tailored to your specific skin conditions and desired outcome.

How does NanoLaserPeel work?

The NanoLaserPeel beam is scanned over a treatment area to remove a very thin layer of the skin. Removing the top layer eliminates some of the damaged cells that can give skin a tired, aged look. Plus it activates messenger cells to trigger the body's natural healing process. As the skin heals, fresh cells grow and resurface the treated area. The result is healthier-looking skin, often with reduced wrinkles and improved color evenness. Patients often say that it looks like their skin went from looking tired to vibrant.

What conditions can be treated with NanoLaserPeel?

- Mild wrinkles
- Scars
- Keratosis
- Sun damage (e.g., freckles)
- Pigment irregularities

What areas of the body can be treated?

Most skin areas can be treated. Popular treatment areas are the face and neck, though

some people also treat the chest and hands. You should discuss your needs with your physician.

What will happen during the procedure?

Your skin will be cleaned in the treatment area and your eyes will be protected with safety shields. The physician will position the laser handpiece above the skin and will hold it in place as the computer-guided scanner moves the laser beam around the treatment area. Depending on the size of the area being treated, the procedure usually lasts 5 to 10 minutes.

Will it be uncomfortable?

One of the primary advantages of NanoLaserPeel is that it causes little pain because it does not penetrate very deeply into the skin. At its most shallow settings, most people can tolerate treatment with no anesthetic at all.

What should I expect immediately after the treatment?

Immediately after the treatment you will notice that the skin has a "frosty" appearance. This is the dehydrated skin that will peel away a next few days following the treatment. You may experience some skin redness and a sensation resembling sunburn, as well as mild swelling.

When should I expect results?

Because only the outer layer of skin is treated, most patients notice an obvious improvement in tone, texture and color evenness once the skin heals in approximately 2-3 days.

Ask your doctor about **NanoLaserPeel** today!